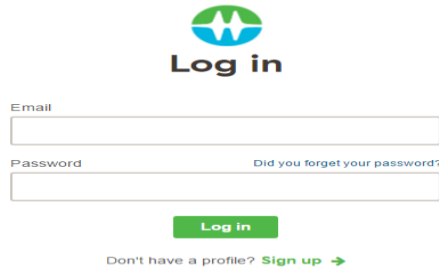


Step 1 Log in to your BC Hydro account, if you dont have an on-line account please click on sign-up button;
<https://www.bchydro.com/sso/UI/Login?realm=bch-ps&goto=https%3A%2F%2Fwww.bchydro.com%3A443%2FBCHCustomerPortal%2Fweb%2Flogin.html>



Log in

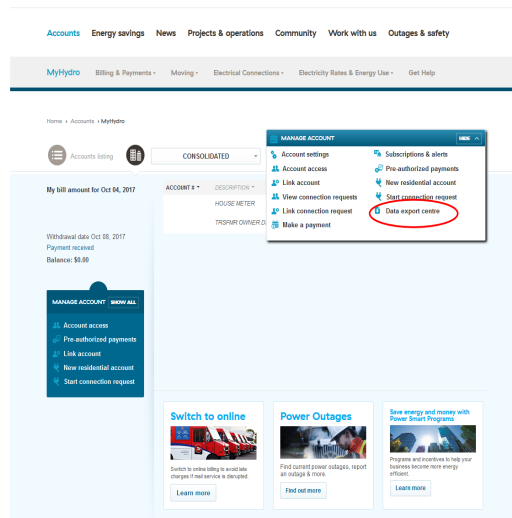
Email

Password [Did you forget your password?](#)

Log in

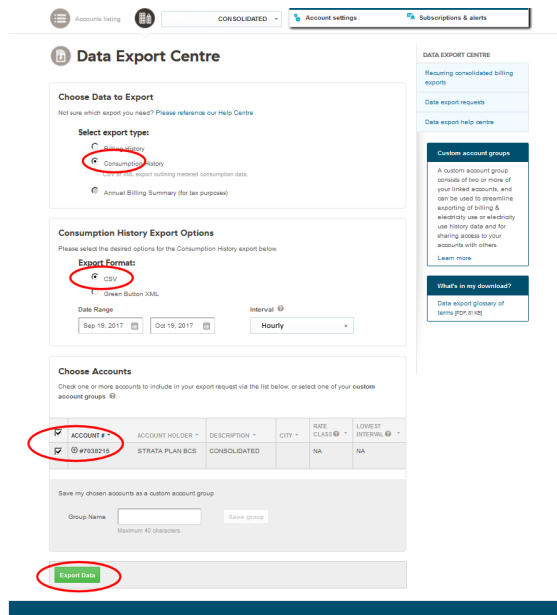
Don't have a profile? [Sign up](#) →

Step 2 Scroll Above Account Setting (on the right side of the screen) and select Data Export Centre



The dashboard shows account management options. A 'MANAGE ACCOUNT' dropdown menu is open, with 'Data export centre' circled in red. Other options include Account settings, Account access, Link account, View connection requests, Link connection request, and Make a payment.

Step 3
Select export type: Consumption History
Export Format: CSV
Date Range: the most recent 12 months
Interval: Hourly



Data Export Centre

Choose Data to Export
Not sure which export you need? Please reference our Help Centre

Select export type:
 Service history
 Consumption history
 Annual Billing Summary (for tax purposes)

Consumption History Export Options
Please select the desired options for the Consumption History export below.

Export Format:
 CSV
 Open button (XBEL)

Date Range:
Interval:

Choose Accounts
Check one or more accounts to include in your export request via the list below, or select one of your custom account groups.

ACCOUNT #	ACCOUNT HOLDER	DESCRIPTION	CITY	RATE CLASS	LOWEST RATE	INTERVAL
<input checked="" type="checkbox"/>	ACCOUNT #					
<input checked="" type="checkbox"/>	#9183219	STRATA PLAN BCS	CONSOLIDATED	NA	NA	

Save my chosen accounts as a custom account group
Group Name: Save group

Export Data

Step 4

The save file box should appear allowing you to download the file to your hard drive.

✔ Your download file has been successfully created

Choose Data to Export

Not sure which export you need? Please reference our Help Centre

Select export type:

Billing History

Consumption History
CSV or XML export of metered consumption data.

Annual Billing Summary (for tax purposes)

Consumption History Export Options

Please select the desired options for the Consumption History export below.

Export Format:

CSV

Green Button XML

Date Range: Interval:

Choose Accounts

Check one or more accounts to include in your export request via the list below, or select one of your custom account groups.

<input checked="" type="checkbox"/>	ACCOUNT # *	ACCOUNT HOLDER *	DESCRIPTION *	CITY *	RATE CLASS *	LOWEST INTERVAL *
<input checked="" type="checkbox"/>	0	STRATA PLAN BCS	CONSOLIDATED		NA	NA

Save my chosen accounts as a custom account group

Group Name: Save group
Maximum 40 characters

Export Data

Custom account groups

A custom account group consists of two or more of your linked accounts, and can be used to streamline exporting of billing & electricity use or electricity use history data and for sharing access to your accounts with others.

[Learn more](#)

What's in my download?

Data export glossary of terms (PDF, 81 KB)

Opening bchydro.com-consumption-2017-10-19-095005.csv

You have chosen to open:

bchydro.com-consumption-2017-10-19-095005.csv
which is: Microsoft Excel Comma Separated Values File (524 bytes)
from: https://app.bchydro.com

What should Firefox do with this file?

Open with Microsoft Excel (default)

Save to...

Do this automatically for files like this from now on.

OK Cancel

Data Export Centre

✔ Your download file has been successfully created